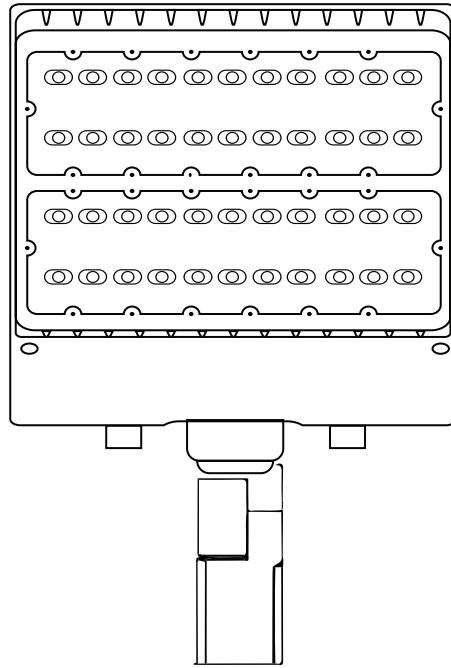


HYUNDAI

LIGHTING



LED Street Light


150W

4000K

Technical Datasheet

Product Description	HLSL - 150/4K	
---------------------	---------------	--

A, Appearance Description

 <p>367 * 315 * 72 mm</p>	Component No	Component Name	Material Technics	Color Effect	Remark
	1	Mounting Accessory	Di-casting aluminum	Matt Coffee	
	2	Body	Di-casting aluminum	Matt Coffee	
	3	Diffuser			
	4	Lenses	PC / PMMA		
	5	Driver	Aluminum	Sliver	
	6	Nema Socket	PC	Black	

B, Structure

Parameter	Units	Min	Rating	Max	Remark
Diffuser			Glass/ Lenses		
Weight	Kg		7		
Height	mm		367		
Lengh	mm		315		
Driver	-	Internal (MeanWell)			
Installation Method	-	Post Top	Bracket	Wall Mounted	

C, Product Certificate

<p>Standards</p>	<input checked="" type="checkbox"/> IEC 60598-1/2-1	<input type="checkbox"/> UL1598	<input checked="" type="checkbox"/> LVD
	<input checked="" type="checkbox"/> IEC61347 Series	<input checked="" type="checkbox"/> SASO 2927	<input checked="" type="checkbox"/> EMC
	<input checked="" type="checkbox"/> IEC62031 Series	<input type="checkbox"/> FCC 47 part 15	<input type="checkbox"/> GB/T20145
	<input checked="" type="checkbox"/> IEC61000-3-2	<input checked="" type="checkbox"/> CISPR15	<input checked="" type="checkbox"/> RoHS
	<input checked="" type="checkbox"/> IEC62031	<input checked="" type="checkbox"/> IEC6722-2-1	

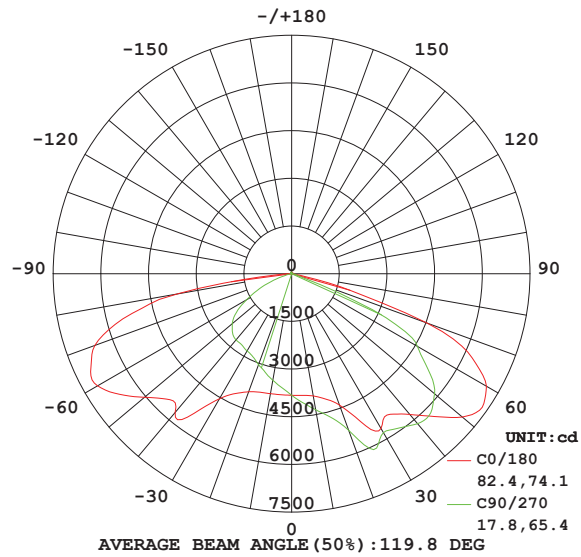
D, Electronic Data					
Parameter	Units	Min	Rating	Max	Remark
Supply Voltage	V	100	110-240	277	
Supply Frequency	Hz	50	50/60	60	
Supply Current	A		0.62		
Power Consumption	W		150		
Power Factor	-		>0.95		
THD				15	
Surge Protection L-N	KV		20		
IP			67		
IK			10		
Thermal Efficiency	%		85		
Luminaire Efficiency	%		87		
LED Driver Current	A		2.8		
LED Driving Voltage	VDC	27		56	
LED Driver Efficiency	%	87			
Operating Temperature		-10		45	Tested (55C)°
Driver Luminaire TC	C°			90	@Ta45C °
Overload shortcut protection					Yes

E, Electronic Data			
Parameter	Units	Rating/Working Condition	Remark
LED Qty.(pcs)	-	176	
LED Size	pcs	3030	
LM80 Report	-	Y	

E, Photometric Data

Parameter	Units	Min	Rating	Max	Remark
Luminous Flux $\pm 10\%$	lm		19500		
Luminous Flux	cd				
Beam Angle	°				Type III
Luminous Efficiency	lm/W		130		
SDCM				1.27	
CRI			> 73		
Color Temperature					
Dimming Range		0 - 10V	PWM	Resistance	

Light Distribution Curve



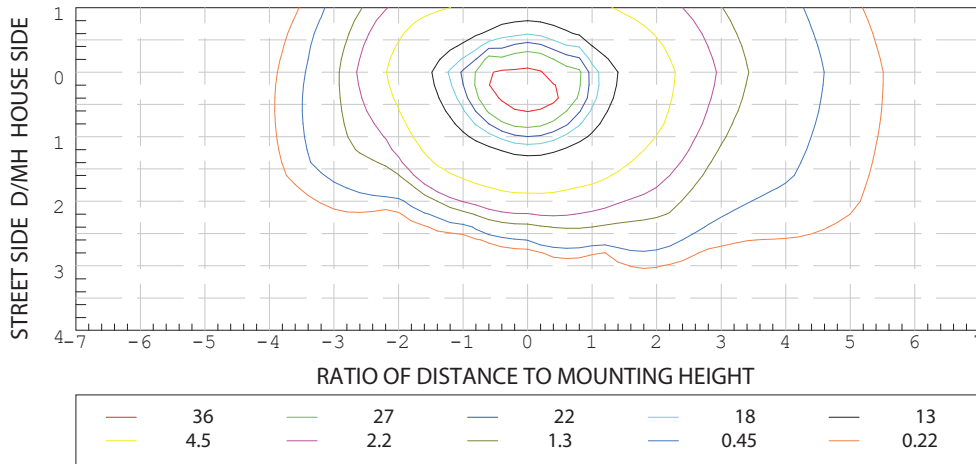
Area Average Illumination

ROAD SURFACE ISOLUX DIAGRAM

ILLUMINANCE AT MH=10 m, Enadir = 38.02 lx

TO CONVERT TO OTHER MH, MULTIPLY BY FACTOR IN THE TABLE.

According to LB/T001-2008:
 $U = E_{min}/E_{avg} = 0.546$
 $E_{avg} = 44.70 \text{ lx}$



HEIGHT	FACTOR
5 m	4.000
6 m	2.778
7 m	2.041
8 m	1.563
9 m	1.235
10 m	1.000
11 m	0.826
12 m	0.694
13 m	0.592
14 m	0.510
15 m	0.444
16 m	0.391

G, Reliability Data

Parameter	Units		Remark
Lifetime	hrs	50,000	
Number of Switching Cycles	Times	25,000	
Starting Time	s	0.5	
Ability Test	-	PASS	
High-low Temperature Cycle Test	-	PASS	
High Temperature and Humidity Test	-	PASS	